







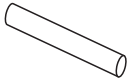





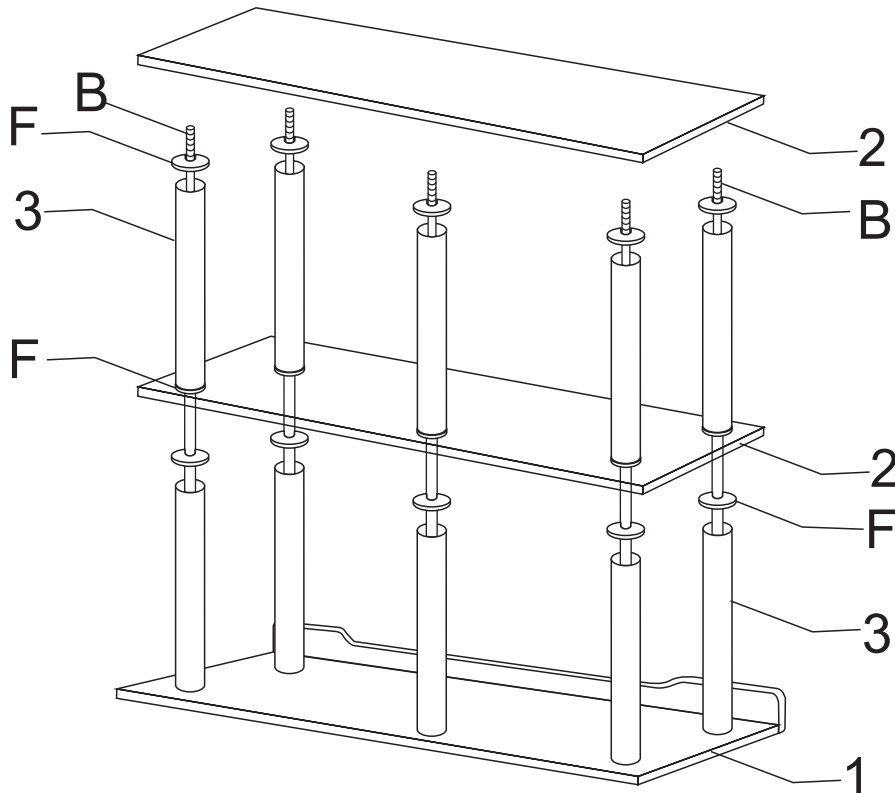
ASSEMBLY INSTRUCTION

ITEM#:4572BK/W-63T&4572-63B

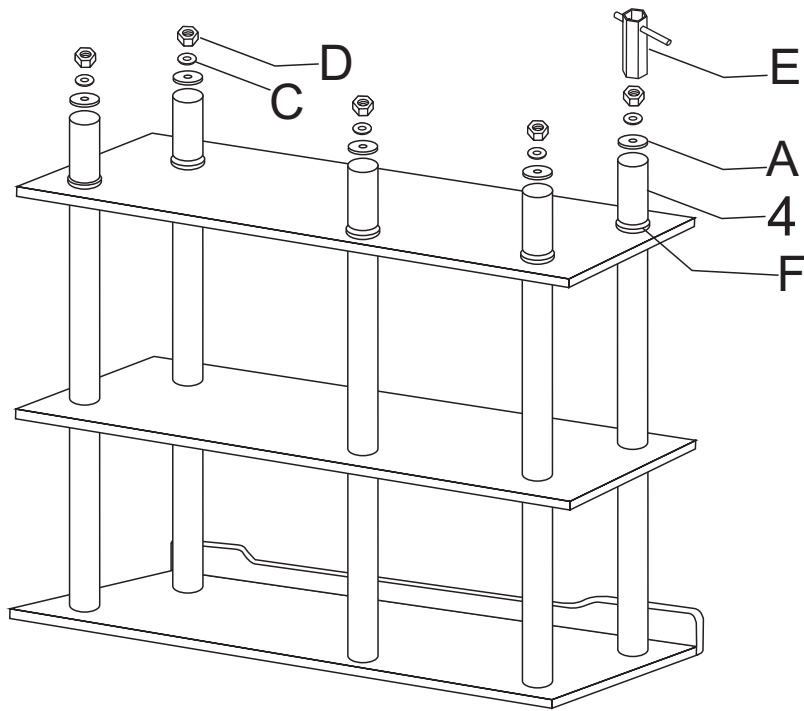
Description: 4572-63B STAINLESS LEGS

4572BK/W-63T GLASS TOP/SHELVES

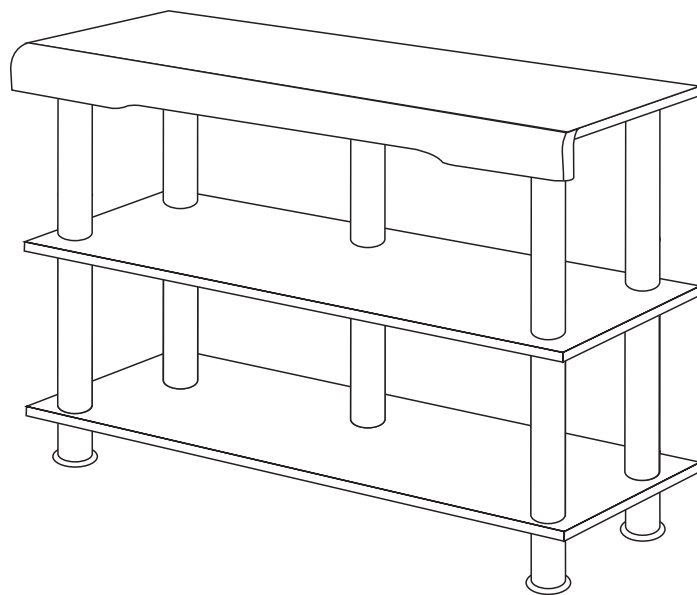
NO.	PARTS LIST		QTY	NO.	HARDWARE LIST HARDWARE PACK IN 4572BK/W-63T&4572-63B		QTY
1		GLASS TOP	1PC	A		FEET M50	5PCS
				B		METAL ROD FOR LEG M8x595	4PCS
2		GLASS SHELF	2PCS	C		FLAT WASHER M8	5PCS
				D		NUT M8	5PCS
3		UPPER SUPPORT LEG	10PCS	E		WRENCH M8	1PC
4		BOTTOM LEG	5PCS	F		FLAT WASHER M50	20PCS




STEP1



STEP2



COMPLETED

 For items use on wooden floor,hard surfaces or carpets, it is recommended to install protective pads under all legs and supports to avoid/prevent from damages/scratches and discoloration
Do not tighten bolts until completely assembled